

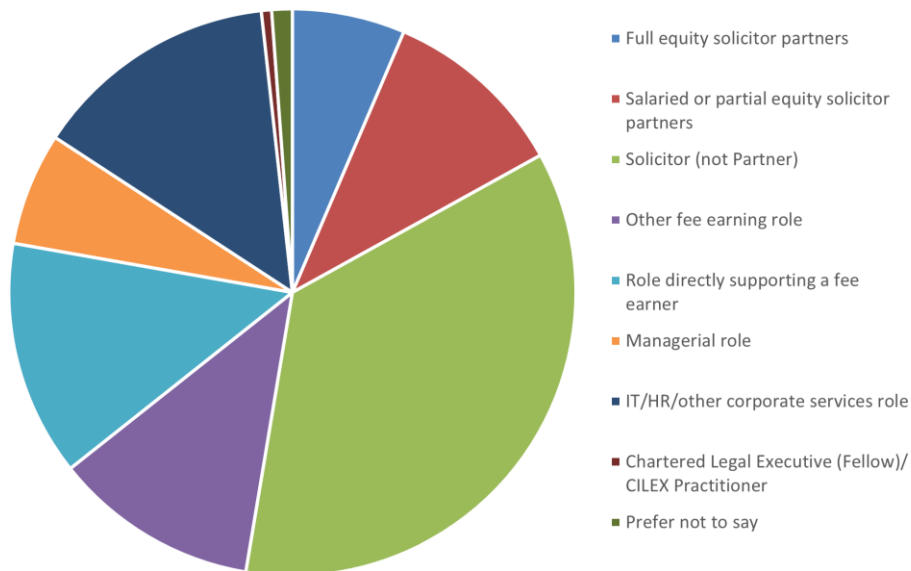
BEALE&CO



EDI Survey

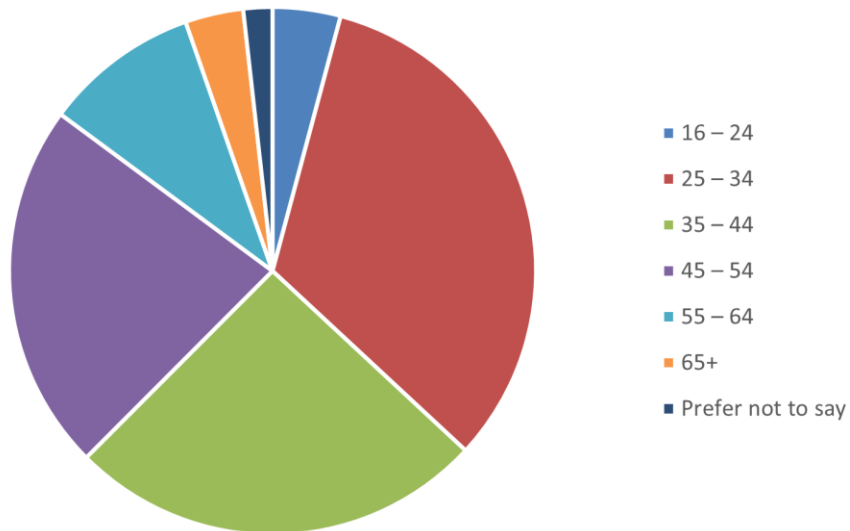
SRA Submission 2025

Breakdown of Roles



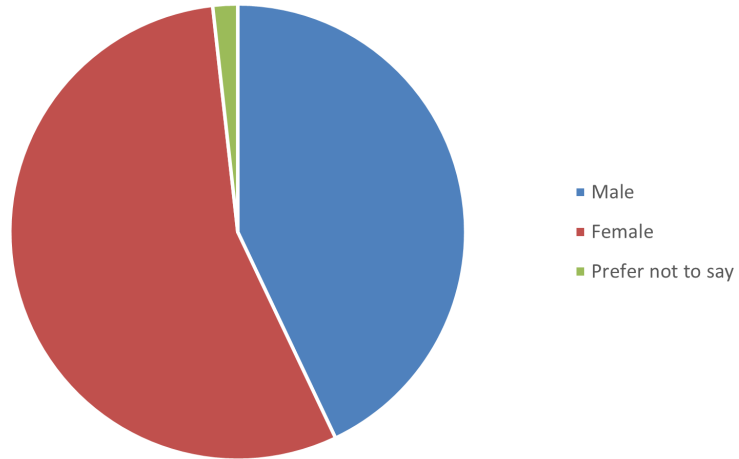
Answer Choices	Responses	
Full equity solicitor partners	6.43%	11
Salaried or partial equity solicitor partners category below.	10.53%	18
Solicitor (not Partner)	35.67%	61
Other fee earning role	11.70%	20
Role directly supporting a fee earner	13.45%	23
Managerial role	6.43%	11
IT/HR/other corporate services role	14.04%	24
Barrister	0.00%	0
Chartered Legal Executive (Fellow)/ CILEX Practitioner	0.58%	1
Licensed Conveyancer	0.00%	0
Patent or Trade Mark Attorney	0.00%	0
Costs Lawyer	0.00%	0
Notary	0.00%	0
Prefer not to say	1.17%	2
Answered		171
Skipped		0

Breakdown of Age



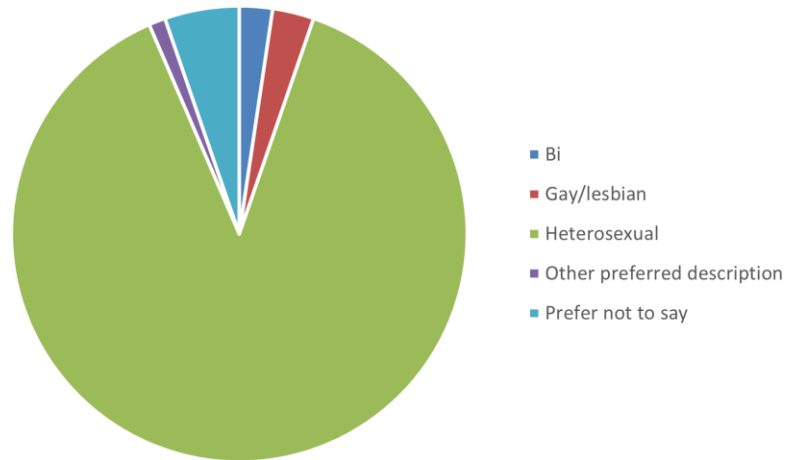
Answer Choices	Responses	
16 – 24	4.17%	7
25 – 34	32.74%	55
35 – 44	25.60%	43
45 – 54	22.62%	38
55 – 64	9.52%	16
65+	3.57%	6
Prefer not to say	1.79%	3
	Answered	168
	Skipped	3

Breakdown of Sex



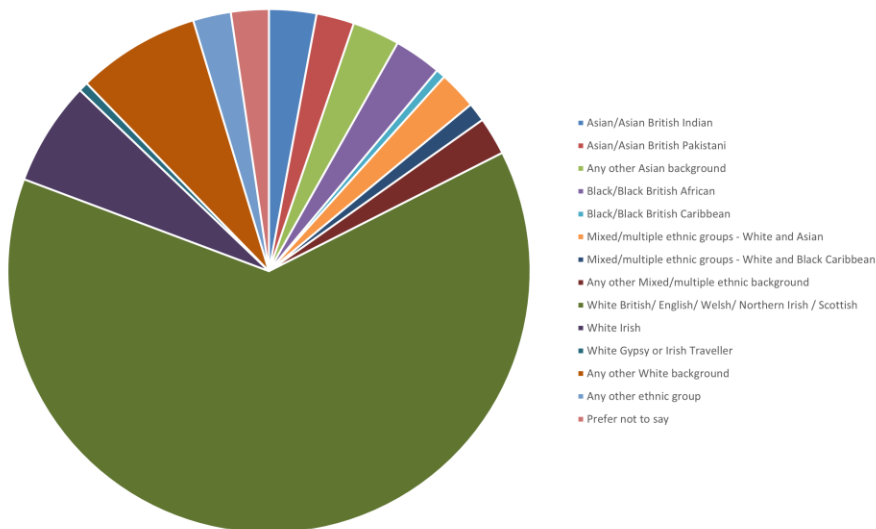
Answer Choices	Responses	
Male	42.94%	73
Female	55.29%	94
Prefer not to say	1.76%	3
	Answered	170
	Skipped	1

Breakdown of Sexual Orientation



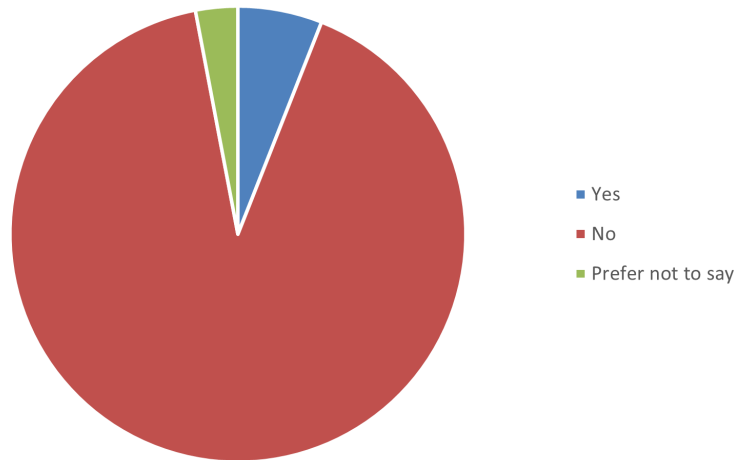
Answer Choices	Responses	
	Percentage	Count
Bi	2.35%	4
Gay/lesbian	2.94%	5
Heterosexual	88.24%	150
Other preferred description	1.18%	2
Prefer not to say	5.29%	9
	Answered	170
	Skipped	1

Breakdown of Ethnicities



Answer Choices	Responses	
Asian/Asian British Bangladeshi	0.00%	0
Asian/Asian British Chinese	0.00%	0
Asian/Asian British Indian	2.92%	5
Asian/Asian British Pakistani	2.34%	4
Any other Asian background	2.92%	5
Black/Black British African	2.92%	5
Black/Black British Caribbean	0.58%	1
Any other Black background	0.00%	0
Mixed/multiple ethnic groups - White and Asian	2.34%	4
Mixed/multiple ethnic groups - White and Black African	0.00%	0
Mixed/multiple ethnic groups - White and Black Caribbean	1.17%	2
Any other Mixed/multiple ethnic background	2.34%	4
White British/ English/ Welsh/ Northern Irish / Scottish	63.16%	108
White Irish	6.43%	11
White Gypsy or Irish Traveller	0.58%	1
White Roma	0.00%	0
Any other White background	7.60%	13
Other ethnic group - Arab	0.00%	0
Any other ethnic group	2.34%	4
Prefer not to say	2.34%	4
Answered		171
Skipped		0

Do you consider yourself to have a disability according to the definition of the Equality Act 2010?



Answer Choices	Responses	
Yes	5.99%	10
No	91.02%	152
Prefer not to say	2.99%	5
Answered		167
Skipped		4