

# BEALE&CO



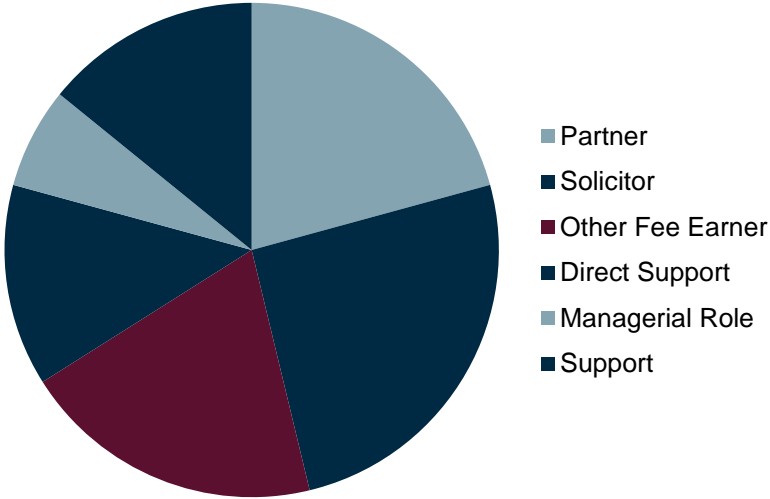
## Diversity Statistics – September 2019

Based on a total headcount of 130.

'self declared data' is based on 108 questionnaire responses.

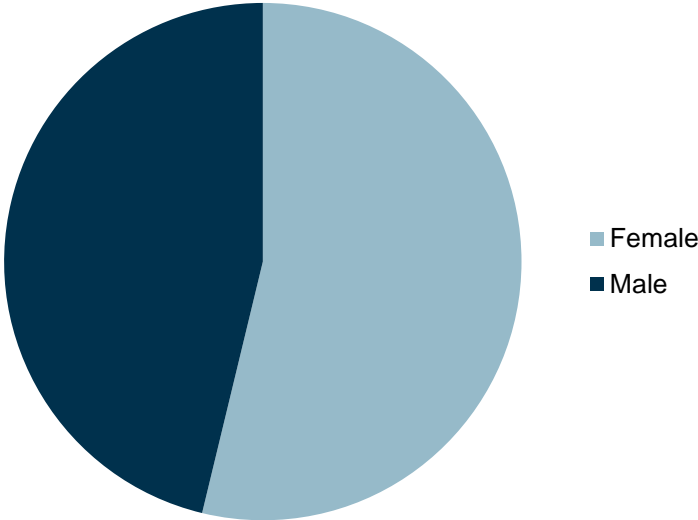
## Breakdown of Roles

Partner	Solicitor	Other Fee Earner	Direct Support	Managerial Role	Support	Total
20.8%	25.5%	19.8%	13.2%	6.6%	14.2%	100.0%



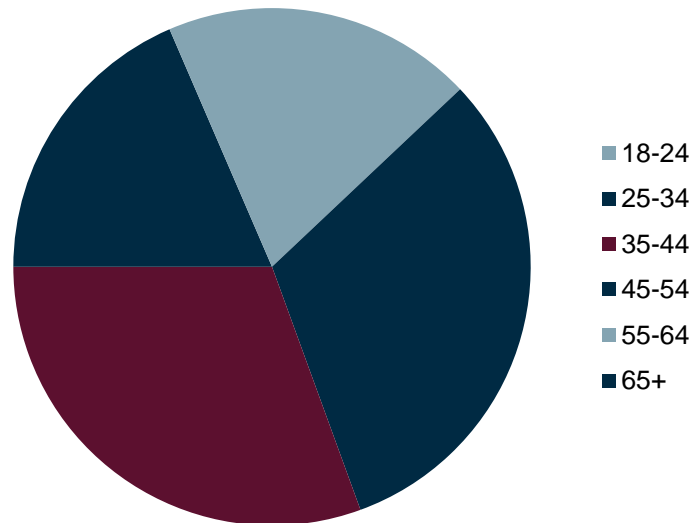
## Gender Breakdown by Role

	Partner	Solicitor	Other Fee Earner	Direct Support	Managerial Role	Support	Total
Female	31.8%	55.6%	57.1%	92.9%	57.1%	40.0%	57
Male	68.2%	44.4%	42.9%	7.1%	42.9%	60.0%	49



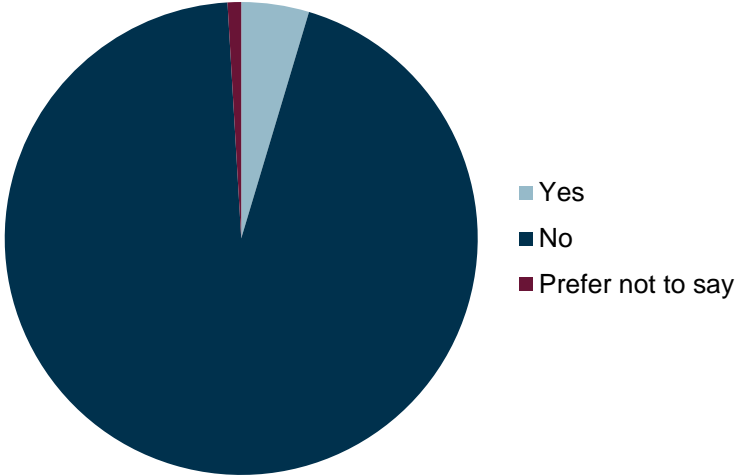
## Age Breakdown

	Partner	Solicitor	Other Fee Earner	Direct Support	Managerial Role	Support
<b>18-24</b>	0.0%	3.7%	38.1%	15.4%	0.0%	16.7%
<b>25-34</b>	0.0%	55.6%	47.6%	46.2%	0.0%	16.7%
<b>35-44</b>	45.5%	25.9%	9.5%	30.8%	28.6%	44.4%
<b>45-54</b>	40.9%	11.1%	4.8%	0.0%	42.9%	22.2%
<b>55-64</b>	13.6%	3.7%	0.0%	7.7%	28.6%	0.0%
<b>65+</b>	0.0%	0.0%	0.0%	0.0%	0.0%	0.0%



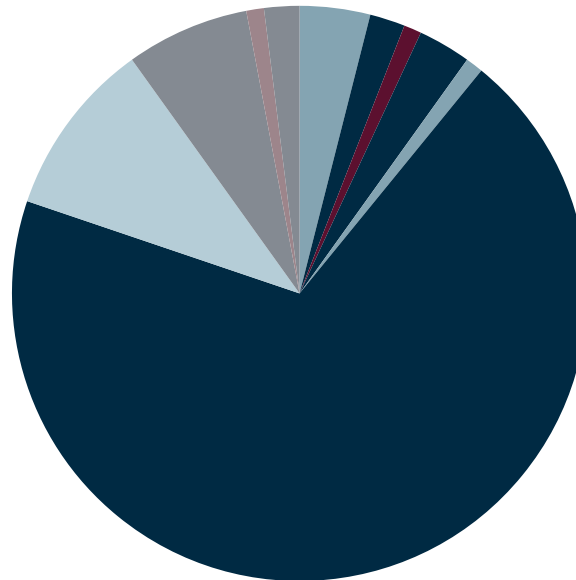
## Disability (Self declared data)

Yes	No	Prefer not to say
4.6%	94.4%	0.9%



## Ethnic Origin (Self declared data)

Asian / Asian British - Bangladeshi	Asian / Asian British - Chinese	Asian / Asian British - Indian	Asian / Asian British - Pakistani	Any other Asian background	Black / Black British - African	Black / Black British - Caribbean	Any other Black background	Mixed / Multiple ethnic groups - White and Asian	Mixed / Multiple ethnic groups - White and Black African
0.0%	0.0%	3.6%	0.9%	1.8%	3.6%	0.9%	0.0%	2.4%	2.7%
Mixed / Multiple ethnic groups - White and Black Caribbean	Mixed / Multiple ethnic groups - White and Chinese	Any other mixed / multiple ethnic background	White - British / English / Welsh / Northern Irish / Scottish	White - Irish	White - Gypsy or Irish Traveller	White - Any other White background	Arab	Any other ethnic group	Prefer not to say
0.0%	2.7%	0.9%	63.6%	9.1%	0.0%	6.4%	0.0%	0.9%	1.8%



- Asian / Asian British - Indian
- Any other Asian background
- Black / Black British - Caribbean
- Mixed / Multiple ethnic groups - White and Asian
- Any other mixed / multiple ethnic background
- White - British / English / Welsh / Northern Irish / Scottish
- White - Irish
- White - Any other White background

## Sexual Orientation (Self declared data)

Bi	Gay / Lesbian	Heterosexual	Other	Prefer not to say	
1.3%	1.3%	97.2%	0.0%	0.9%	

